



MATT SERIES



CRAFTED DESIGN



" The perfect impression of the selected materials were developed into a matt series.



It is a versatile collection that suits well with any settings, either with a contemporary or minimalist mood, or in residential contexts or contract industry.

**AN
EMBODIMENT
OF
EXEMPLARY
REFINEMENT.**



**ETHEREAL
CREATIVITY**

united with a
revolutionary design.

It is a versatile collection that suits well with any settings, either with a contemporary or minimalist mood, or in residential contexts or contract industry.




CONCOMITANT



MATT
FINISH

Plaster, concrete, stone, metal, wood and pattern are skillfully combined to create a surprising crossover style ideal for highly contemporary architectural solutions.



MATCHING METIRIAL

The many inspirations behind the Embito range can be used to customize any space and create constantly changing material effects.

Plaster, concrete, stone, metal, wood and pattern are skillfully combined to create a surprising crossover style ideal for highly contemporary architectural solutions.





LOTTO STATUARIO



Size :
600 X 1200 MM

Finish :
Matt





MT COSTA WHITE



Size :
600 X 1200 MM

Finish :
Matt




TRAVERTINO MATT



Size :
600 X 1200 MM

Finish :
Matt





CEMENTO GRIS



CEMENTO BIANCO



CEMENTO GREY



CEMENTO BLACK



CEMENTO BISQUE



CEMENTO BEIGE



CEMENTO TUSK



CEMENTO BEIGE



Size :
600 X 1200 MM


Thickness :
9 MM

Finish :
Matt

Random :
5



CEMENTO BIANCO



Size :
600 X 1200 MM

Thickness :
9 MM

Finish :
Matt

Random :
5



CEMENTO BISQU



Size :
600 X 1200 MM

Thickness :
9 MM

Finish :
Matt

Random :
5



CEMENTO BLACK



Size :
600 X 1200 MM

Thickness :
9 MM

Finish :
Matt

Random :
5



CEMENTO GREY



Size :
600 X 1200 MM

Thickness :
9 MM

Finish :
Matt



Random :
5

CEMENTO GRIS



Size :
600 X 1200 MM

Finish :
Matt





CEMENTO TUSK



Size :
600 X 1200 MM

Thickness :
9 MM

Finish :
Matt

Random :
5



ALICE BEIGE



ALICE BIANCO



ALICE GREY



ALICE BEIGE



Size :
600 X 1200 MM

Thickness :
9 MM

Finish :
Matt

Random :
5



ALICE BIANCO



Size :
600 X 1200 MM

Thickness :
9 MM

Finish :
Matt

Random :
5



ALICE GREY



Size :
600 X 1200 MM

Thickness :
9 MM

Finish :
Matt

Random :
5



AACUTE SILVER



AACUTE GREY

AACUTE GREY



Size :
600 X 1200 MM

Finish :
Matt



AACUTE SILVER



Size :
600 X 1200 MM

Finish :
Matt




ALISON LEAF



Size :
600 X 1200 MM

Finish :
Matt





AMELIA NATURAL



Size :
600 X 1200 MM

Thickness :
9 MM

Finish :
Matt


Random :
4




PURE DARK GREY



PURE GRIS




PURE BIANCO



PURE SILVER



PURE GREY




PURE BIANCO



Size :
600 X 1200 MM

Finish :
Matt





PURE DARK GREY



Size :
600 X 1200 MM

Finish :
Matt






PURE GREY



Size :
600 X 1200 MM

Finish :
Matt







PURE GRIS



Size :
600 X 1200 MM

Finish :
Matt






PURE SILVER



Size :
600 X 1200 MM

Finish :
Matt





CONCRETE SILVER




CONCRETE GREY



CONCRETE BEIGE



CONCRETE BEIGE



Size :
600 X 1200 MM

Thickness :
9 MM

Finish :
Matt

Random :
5



CONCRETE GREY



Size :
600 X 1200 MM

Thickness :
9 MM

Finish :
Matt

Random :
5



CONCRETE SILVER



Size :
600 X 1200 MM

Thickness :
9 MM

Finish :
Matt

Random :
5



ROBERT CREMA



ROBERT BROWN



ROBERT COFFEE



ROBERT WHITE



ROBERT SILVER




ROBERT GREY

ROBERT BROWN



Size :
600 X 1200 MM

Finish :
Matt



ROBERT COFFEE



Size :
600 X 1200 MM

Finish :
Matt



ROBERT CREMA




Size :
600 X 1200 MM

Finish :
Matt





ROBERT GREY



Size :
600 X 1200 MM


Thickness :
9 MM

Finish :
Matt

Random :
4



ROBERT SILVER



Size :
600 X 1200 MM

Thickness :
9 MM

Finish :
Matt



Random :
4

ROBERT WHITE



Size :
600 X 1200 MM

Finish :
Matt





HARD ROCK SILVER



HARD ROCK GREY



HARD ROCK BLACK



HARD ROCK BEIGE



HARD ROCK BEIGE



Size :
600 X 1200 MM

Thickness :
9 MM

Finish :
Matt

Random :
5



HARD ROCK BLACK



Size :
600 X 1200 MM


Thickness :
9 MM

Finish :
Matt

Random :
5



HARD ROCK GREY



Size :
600 X 1200 MM

Thickness :
9 MM

Finish :
Matt

Random :
1



HARD ROCK SILVER




Size :
600 X 1200 MM

Thickness :
9 MM

Finish :
Matt

Random :
5



KINDERO SILVER



KINDERO GREY



KINDERO BEIGE



KINDERO BROWN



KINDERO BEIGE




Size :
600 X 1200 MM

Finish :
Matt



KINDERO BROWN



Size :
600 X 1200 MM

Finish :
Matt



KINDERO GREY



Size :
600 X 1200 MM

Finish :
Matt



KINDERO SILVER



Size :
600 X 1200 MM

Finish :
Matt



MEGNUM BEIGE



MEGNUM BROWN



MEGNUM SILVER



MEGNUM GREY



MEGNUM BROWN



Size :
600 X 1200 MM

Thickness :
9 MM

Finish :
Matt

Random :
5



MEGNUM GRIS



Size :
600 X 1200 MM


Thickness :
9 MM

Finish :
Matt

Random :
5



MEGNUM SILVER



Size :
600 X 1200 MM

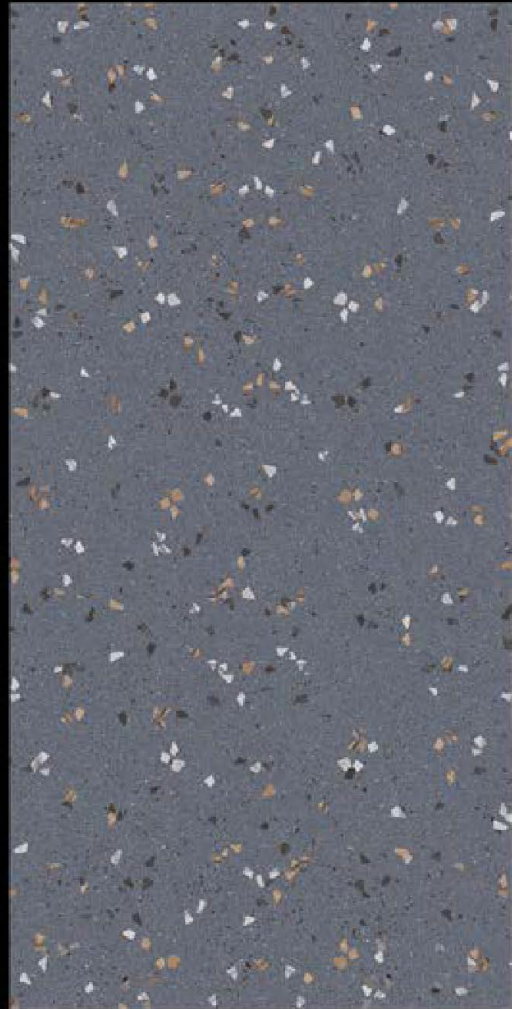
Thickness :
9 MM

Finish :
Matt

Random :
5




MOZERO WHITE



MOZERO BLUE



MOZERO BLUE



Size :
600 X 1200 MM


Thickness :
9 MM

Finish :
Matt

Random :
1



MOZERO WHITE

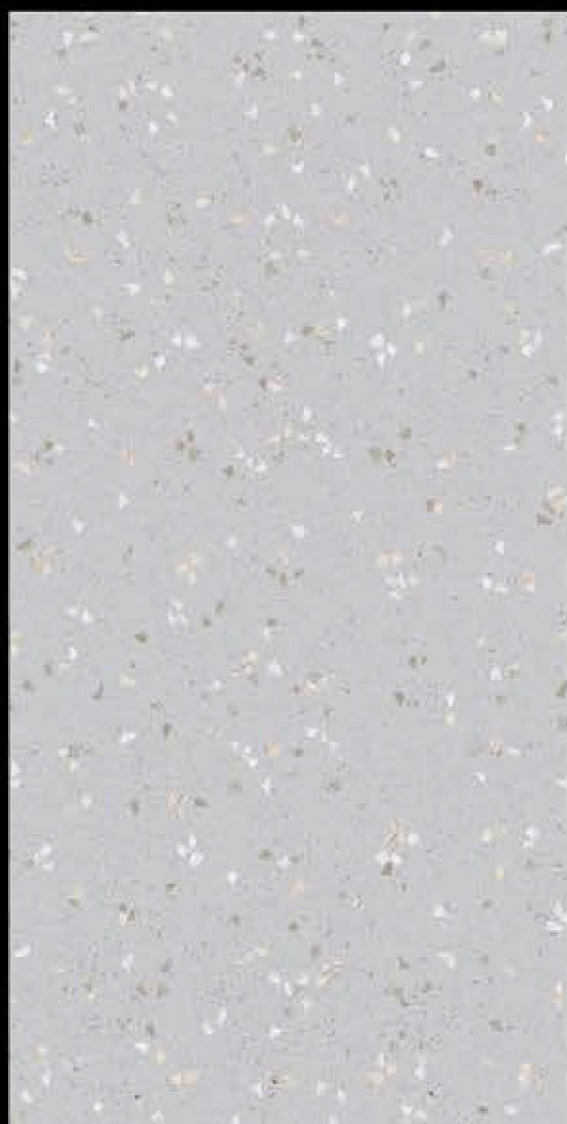


Size :
600 X 1200 MM

Thickness :
9 MM


Finish :
Matt

Random :
1






MT RAINBOW TEAL BLUE




MT RAINBOW PISTA




MT RAINBOW COTA



MT RAINBOW CEMENTO



MT RAINBOW BLUE




MT RAINBOW JESLMER

MT RAINBOW BLUE



Size :
600 X 1200 MM

Finish :
Matt




MT RAINBOW CEMENTO



Size :
600 X 1200 MM

Finish :
Matt




MT RAINBOW COTA



Size :
600 X 1200 MM

Finish :
Matt




MT RAINBOW JESLMER



Size :
600 X 1200 MM

Finish :
Matt





MT RAINBOW PISTA



Size :
600 X 1200 MM

Finish :
Matt







MT RAINBOW TEAL BLUE

Size :
600 X 1200 MM

Finish :
Matt





PABLO BOTTOCHINO CREMA



Size :
600 X 1200 MM

Finish :
Matt





SLATE GREY



SLATE BIANCO




SLATE BROWN



SLATE CREMA



SLATE BIANCO



Size :
600 X 1200 MM


Thickness :
9 MM

Finish :
Matt

Random :
3



SLATE BROWN



Size :
600 X 1200 MM

Thickness :
9 MM

Finish :
Matt

Random :
3



SLATE CREMA



Size :
600 X 1200 MM


Thickness :
9 MM

Finish :
Matt

Random :
3



SLATE GREY



Size :
600 X 1200 MM

Thickness :
9 MM


Finish :
Matt


Random :
3





Wood
COLLECTION





TEAK WOOD BROWN



Size :
600 x 1200 mm

Finish :
Matt





AFRICAN NATURAL



Size :
600 x 1200 mm

Finish :
Matt





CARGO WOOD GREY



CARGO WOOD BEIGE



CARGO WOOD BROWN



CARGO WOOD BLACK



CARGO WOOD BEIGE



Size :
600 x 1200 mm

Finish :
Matt



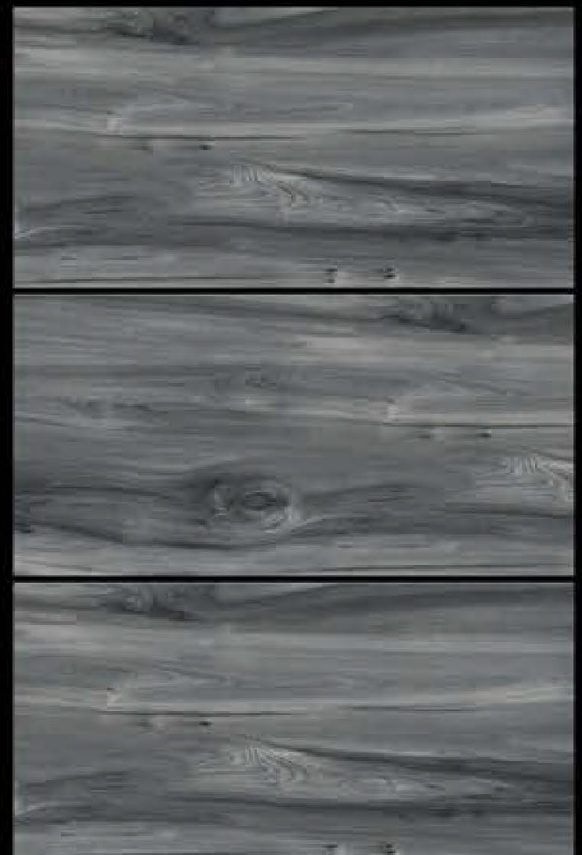


CARGO WOOD BLACK



Size :
600 x 1200 mm

Finish :
Matt





CARGO WOOD BROWN



Size :
600 x 1200 mm

Finish :
Matt






CARGO WOOD GREY



Size :
600 x 1200 mm

Finish :
Matt





DELTA WOOD BROWN



Size :
600 x 1200 mm

Finish :
Matt





EKHO WOOD TEAK



EKHO WOOD WALNUT



EKHO WOOD GREY



EKHO WOOD GREY



Size :
600 x 1200 mm

Finish :
Matt



EKHO WOOD TEAK



Size :
600 X 1200 MM

Finish :
Matt





EKHO WOOD WALNUT



Size :
600 x 1200 mm

Finish :
Matt





Maple Wood Wenge



Maple Wood Orange



Maple Wood Beige



Maple Wood Beige



Size :
600 x 1200 mm

Finish :
Matt





Maple Wood Orenge



Size :
600 x 1200 mm

Finish :
Matt





Maple Wood Wenge



Size :
600 x 1200 mm

Finish :
Matt





MOON WOOD ORENGE



MOON WOOD GREY



MOON WOOD BEIGE



MOON WOOD BROWN



MOON WOOD BEIGE



Size :
600 x 1200 mm

Finish :
Matt





MOON WOOD BROWN



Size :
600 x 1200 mm

Finish :
Matt






MOON WOOD GREY



Size :
600 x 1200 mm

Finish :
Matt





MOON WOOD ORANGE



Size :
600 x 200 mm

Finish :
Matt




SANDAL WOOD PINE



Size :
600 X 1200 MM

Finish :
Matt



TECHNICAL SPECIFICATION

CHARACTERISTIC	STANDARD AS PER ISO-13006/EN 14411 GROUP BIa	MEAN VALUE OF POLISHED GVT	MEAN VALUE OF RUSTIC GVT	TEST METHOD
----------------	--	----------------------------	--------------------------	-------------

REGULATORY PROPERTIES				
Deviation in length & width	±0.5 %	±0.1 %	±0.1 %	ISO-10545-2
Deviation in thickness	±5.0 %	±4.0 %	±4.0 %	ISO-10545-2
Straightness in side	±0.5 %	±0.1 %	±0.1 %	ISO-10545-2
Rectangularity	±0.5 %	±0.1 %	±0.1 %	ISO-10545-2
Surface flatness	±0.5 %	±0.2 %	±0.2 %	ISO-10545-2
Color difference	Unaltered	No change	No change	ISO-10545-16
Glossiness	As per mfg	Min 90%	Min 4%	GLOSSOMETER

STRUCTURAL PROPERTIES				
Water absorption	< 0.50 %	<0.05%	<0.05%	ISO-10545-3
Apparent density	> 2.0 g/cc	>2.10 g/cc	>2.10 g/cc	DIN 51082

MASSIVE MECHANICAL PROPERTIES				
Modulus of rupture	Min. 35 N/mm ²	Min. 40 N/mm ²	Min. 40 N/mm ²	ISO-10545-4
Breaking strength	Min. 1300 N	Min. 2000 N	Min. 2000 N	ISO-10545-4
Impact resistance	As per mfg.	Min. 0.55	Min. 0.55	ISO-10545-5

SURFACE MECHANICAL PROPERTIES				
Surface abrasion resistance	As per mfg.	Min. Class-3	Min. Class-4	ISO-10545-7
MOH's hardness	As per mfg.	Min. 4	Min. 5	EN 101

THERMO HYGROMETRIC PROPERTIES				
Frost resistance	No damage	No damage	No damage	ISO-10545-12
Thermal shock resistance	No damage	No damage	No damage	ISO-10545-9
Moisture expansion	Nil	Nil	Nil	ISO-10545-10
Thermal expansion (COE)	Max. 9.0 x 10 ⁻⁶	Max. 6.5x10 ⁻⁶	Max. 6.5 x 10 ⁻⁶	ISO-10545-8
Crazing resistance	As per mfg.	Min. 10 Cycle	Min. 10 Cycle	ISO-10545-11

CHEMICAL PROPERTIES				
Chemical resistance	No damage	No damage	No damage	ISO-10545-13
Stain resistance	Resistant	Resistant	Resistant	ISO-10545-14

SAFETY PROPERTIES				
Slip resistance	As per mfg.	>0.40	>0.40	ISO-10545-17
Fire resistance	As per mfg.	Fire proof	Fire proof	N. A.
Lead & Cadmium given off by glazed tiles	As per mfg.	Does not yield Pb & Cd	Does not yield Pb & Cd	ISO-10545-15

PACKING DETAILS

SR. NO	PRODUCT	NOMINAL SIZE	THICKNESS	TILES PER BOX	COVERAGE AREA
1	VITRIFIED TILES	600x1200mm	9.50mm	2	1.44 Sq. Mtr.

